



Go with Greta to Israel and the Occupied Palestinian Territory



Supplementary sessions for younger children
(to use in conjunction with the main resource)





Session 1-Here we are

Intro Play a game of musical chairs. How do you feel when a chair is taken away? What about when two people want one chair? How do you play? Who wins maybe the fastest, maybe the strongest, maybe the cheekiest?

We are going to explore a country where two lots of people want the same place to call home.





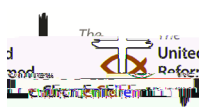
Session 2-Bible Land /Holy Land

Intro –Do you know the names of any special places in the Bible? Do you know where Jesus was born? Can you remember any special buildings in the Bible? Jesus grew up in the area we now call Israel and the Occupied Palestinian Territory (IOPT).

Powerpoint of children of different religions. In IOPT, some children are Muslim, some children are Jews and some children are Christian. Some children don't have any religion or have something different, but most are one of these three.

Bible link–Love the Lord your God with all your heart, soul, mind and strength and love your neighbour as yourself (Luke 10: 26?)

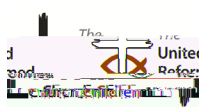
Prayer–





Session 3-Childhood in IOPT

Intro





Session 4-Challenges

Intro Do you remember when we made our model of Israel and the Occupied Palestinian Territory? Both groups of people wanted the same land as their home, so they fought and pushed and then the strongest side built a wall. Let's build a wall and see what it's like to live somewhere like that.

Use boxes or chairs to build a small wall across the room, with some children on one side and some on the other. Leave a space in the middle for a checkpoint, staffed by a leader. Get the children to make a box into a hospital building and then discuss where it should be, which side of the wall. The leader should put it in the Israeli side. Do the same with a box for the school and a box for an office. See how the children feel - is this fair? Get two children to race to school. Get two to race to the hospital? Does the wall make a difference?

Now get the leader to stand at the checkpoint and say that this is how they could wear a soldier's hat. Do the race again, but this time the children from the Palestinian side have to answer two questions from the leader - is your name? where are you going? How does this feel?


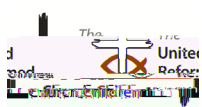
Swap sides (so that the children playing the role of Palestinians don't get too despondent!)

Now let's think about another challenge for children. Give everyone a paper cup with some squash in the bottom. Have some large bottles ready full of water. Give the children on the Israeli side a bottle of water and say that they should pour it out so that everyone on their side gets a fair share. Make sure you have more water than the children on that side will need. When they've finished, get them to pass the remains of the bottle they're using to the children on the Palestinian side and tell them to pour it out so that everyone on their side gets a fair share. If they indicate that they want the water in the spare bottles too, explain that you can't give those out as the Israeli side might get thirsty later!!!! Prepare for a riot!

So some things are the same for Israeli children and Palestinian children, and some things are different.

Bible link - Psalm 91: 2

Prayer





Session 5 Peacemakers

Intro The children of Israel and the Occupied Palestinian Territory live in the same country but often do not meet each other. They live in a land where many adults fight over land and the resources and life can be difficult for some. When things are tough, we feel stronger when others stand with us and help us speak up about what's happening.

Pick the child with the quietest voice and get them to say "make things fair" while all the others are walking round the room saying "natter, natter, natter" repeatedly. The quiet child should tag another child and they should hold hands saying "let's make things fair" together. They should tag a third child and so on, until their voices are much louder than the others and until everyone is saying "let's make things fair" together. We become peacemakers when we help others be heard and bring people together.

There are lots of people, both in Israel and the O.P.T who are trying to bring peace by helping voices be heard, by standing alongside people to point out when things aren't fair, by bringing people together and helping them get to know one another by speaking out. In our church (the URC) in the UK we try to say that problems aren't solved by hurting people, whoever you are; that everyone should be treated fairly, that we should speak out when we see that things are not right; and that we can help people in the Occupied Palestinian Territory by trying to check where the things we buy are made or produced.

I wonder what you think peace is?

Peace doesn't mean looking the same, liking the same things, doing the same things, agreeing about everything. It means finding a way to listen to each other, to live together and play together and learn together and work together and care about each other. How can we help that happen?

There is a school where Israeli and Arab children learn and play together. It's called Oasis of Peace and you can hear about it here <https://youtube/HASkZohirwM> The children of the school made a big poster calling for peace in their country. They want to play together and learn together, not to be frightened because there is fighting all around them and people say they shouldn't mix.



Bible link—Matthew 5:9 "Happy are those who work for peace; God will call them his children! (Good News Bible)

Prayer—Jesus thank you that your way is the way of peace. We want to help bring peace too, by what we do and say. Be with those who help to build peace in Israel and the Occupied Palestinian Territory.

Active prayer—Pray with bubbles see Go with Greta OR teach the group to pass the peace by shaking hands with each other and saying "Peace be with you"





+



Game—

